

PRODUCT SPECIFICATIONS

Performance

- Works on 32 and 64 bit XP and Vista
- Parallel/Multi-threaded CPU support
- Dynamic Disk Caching Technology for effective memory management
- Intelligent point cloud rendering for fast visualization of millions of points

CAD Friendly User Interface

- Simple, intuitive interface for designers and inspectors
- Industry's first Inspection Feature Tree
- History-based inspection processing for easy editing
- 1 and 2 click Smart Dimensioning

CAD Interoperability

Optional native CAD file importers for

- CATIA V5 (PMI and Geometry)
- Pro/ENGINEER (PMI and Geometry)
- Siemens NX (PMI and Geometry)
- CATIA V4 (Geometry)
- SolidWorks (Geometry)
- ACIS (Geometry)

Standard formats

- Parasolid
- STEP (STP)
- IGS (IGS)
- VDA-FS (VDA)

Complete Inspection Toolset

- Deviation comparison to CAD or other scans
- Whole deviation, sectional deviation, curve deviation, boundary deviation, silhouette deviation, virtual edge deviation
- Analysis of mesh shape
- Thickness plot, curvature plot, angle plot
- Smart dimensioning from CAD or mesh
- ASME Y14.5 standard GD&T
- Multiple sectioning using planes, curves or cylinders
- Analytic display, e.g. color map, whisker plot, point cloud coloring
- Extensive 3D and 2D annotation
- Tolerance tables
- Scan to Scan inspection

Industry-proven Alignment Tools

- Intelligent Auto Alignment based on automatic feature recognition
- Best Fit Alignment/RPS Alignment/Datum Alignment/3-2-1 Alignment/Matrix Alignment

Inspection Process Automation

- Macro-free automation
- Batch process
- Task history manager
- Replace single or multiple scan data
- Automatic update on the report

Quick & Easy Reporting

- One button automatic report generation
- Microsoft Office style tools for easy, familiar editing
- Customizable templates to fit your corporate branding
- Save as PDF, PowerPoint and Excel

Rapidform EXPLORER and Web Viewer

- Download for free at www.rapidform.com
- Colleagues can open, measure and annotate any XO/ file and generate their own reports using EXPLORER
- XO/ and EXPLORER can both publish web pages with embedded 3D models, compressed to just 3% of their original size

liveScan 3D Scanner Interface

- Operate various 3D scanners inside XO/
- Multimodal support, including scanning and probing in one application
- Up-to-date hardware interface info at www.rapidform.com/scanner

Point Cloud & Mesh Tools

- Automatic point cloud and mesh healing and cleanup
- Intelligent hole filling, noise removal, smoothing, data reduction, split & trim, thicken, offset, fix boundaries
- Watertight mesh creation
- Mesh Buildup Wizard automated processing

Supported File Formats

Rapidform proprietary formats

XO/(model), FCS(polygon), PTS(point), RPS(Rapidform Point-Stream file), ICF(INUS Compression Format), XDL(XO/™1 model), XRL(XOR™ model), MDL(Rapidform™2006 model)

3D scanner file formats

VVD/CDM/CAM/CDK/RGV/RVM(Minolta), AC(Steinbichler), CBK/GRK/CWK(Kreon),G3D/CLOUD/SURF (GOM), HYM(Hymarc), ICV/SNX(Solutionix), IQSCAN(iQvolution), PSL/SCN/PCN(LDI), PMJ/PMJX(3D Digital Corp.), RTPI(XYZI/XYZRGB(Ord Tech), PTSPTX(Oyra), SAB/SAB2(3D Scanners), SOI(MENSI), 3DD(Riegl), STB(Scantech), SWL/BIN/SWB(Perceptron), TFM(Wicks & Wilson), XYZ/CRS/LIN/SMH/BIN(Opton), 3PI(Shape Grabber), PLY(Cyberware), BRE(Breuckmann), M3D(Steintek), FLS/FWS(Faro), PIX(Roland DG), SCN (Next Engine), XYZ, XYZN (Cogniters), OPD (Optimet)

Standard file formats

ASC, STL, OBJ, TXT, DXF, IGS/IGES(IGES), STP/STEP(STEP), Parasolid, VDA(VDA-FS), 3DM(Rhino Open NURBS), WRL(VRML 1.0/97), 3DS(3D Studio), Inventor Ascii, Nastran, Ansys

CAD / FEM native file formats (Optional)

CATIA V4/V5, Siemens NX, Pro/ENGINEER, SolidWorks, ACIS

RAPIDFORM FAMILY PRODUCTS

XOR
REDESIGN

One and only software to create parametric CAD model from 3D scan data

XOS
SCAN

Fully automated scan data processing software for non-parametric/non-mechanical reverse engineering

RAPIDFORM.dll

Complete software development kit (SDK) for customized 3D scanning applications

EXPLORER

Free viewer software for instant measuring, markup, inspection analysis and collaboration

For More Information

At www.rapidform.com, you can schedule a live demonstration of Rapidform at your facility or via a web meeting. Contact any of our worldwide offices at the numbers below to speak with a sales representative or find a local reseller.

INUS Technology, Inc.

INUS Technology, Inc. is the global leader in the development of 3D scanning software. The company's flagship product, Rapidform, is the world's #1 3D scanning software based on the number of users in production, customer satisfaction and sales. With Rapidform XOR and Rapidform XO/ high density point clouds become organized, intelligent and accurate 3D data definitions. Whether used to produce polygonal mesh files or to supply surface and solid model data to advanced 3D CAD software, Rapidform provides the control to capture, process, manipulate and interrogate the raw data from laser, white light, full-body and long range scanners. For more information, visit www.rapidform.com.

GLOBAL HEADQUARTERS INUS Technology, Inc.

601-20 Yeoksam-dong Gangnam-gu Seoul 135-080, KOREA
Tel: +82.2.6262.9900 Fax: +82.2.6262.9999 Email: info@rapidform.com

Rapidform, Inc.

1185 Bordeaux Dr, Suite A, Sunnyvale, CA 94089, U. S. A.
Tel: +1.408.856.6200 Fax: +1.408.340.7128 Email: us.sales@rapidform.com

Rapidform, JAPAN

Shinkasumigaseki Bldg. 18F. S-06 3-3-2 Kasumigaseki Chiyoda-ku Tokyo 100-0013, JAPAN
Tel: +81.3.3539.5521 Fax: +81.3.3539.5522 Email: japan.sales@rapidform.com

Rapidform, EMEA


8F, Ludwig-Erhard-Str.30-34 D-65760 Eschborn, GERMANY
Tel: +49.6196.769.48.0 Fax: +49.(0)6196.769.48.29 Email: eusales@rapidform.com

CAD Friendly Inspection Software™

XO/™
VERIFIER

Scan your Part and Have a Comprehensive CAD Comparison in Minutes

On-Demand Demonstration Videos Available at www.rapidform.com



In-depth GD&T

- ASME Y14.5M-1994 compliant
- Material condition (MMC, LMC)
- Feature patterns
- Simultaneous requirements
- Projected tolerance zone modifiers

Curve Deviation
Verify parting lines and feature lines

GD&T
Ensure assemblability and operability of parts

Virtual Edge Deviation
Inspect hard-to-measure sharp edges

Comparison Points
Detailed point-by-point comparison to CAD

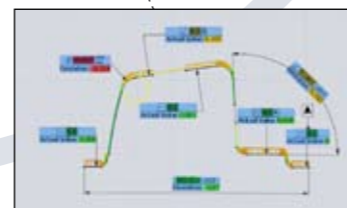
Whole Deviation
Compare an entire part to a CAD model in seconds

Curvature Plot
Analyze surface continuity & curvature flow

Thickness Plot
Check part thickness instantly

Section Inspection
Inspect 3D scanned parts to your drawings easily

Silhouette Deviation & Boundary Deviation
Validate stampings for fit & function



Section Inspection
Deviation vector plots and easy 2D GD&T setup

Rapidform XOV is the ideal solution for inspecting parts with a 3D scanner

Complete part verification in only 4 steps:

- 1 Import data from any 3D scanner and any CAD software, or scan directly within XOV
 - 2 Auto-Align 3D scan data to the CAD model
 - 3 Create deviation color maps and measure dimensions & tolerances (GD&T)
 - 4 Auto-Report or share a 3D model to show inspection results
- Repeat for another part with two clicks

Fast & Accurate

- Built from the ground up to handle millions of points, so it's blazing fast
- XOV's algorithms have been tested by metrology labs around the world, including Germany's PTB, America's NIST and the British NPL
- Top manufacturers like Honda, Sony and VW rely on XOV for their rigorous inspection processes
- Batch processing of hundreds of scanned parts is done automatically without user intervention

Automated

- Every step of the inspection process is tracked in the history tree, so the next sample is processed with one click

Multimodal Inspection

- Accepts data from 3D Scanners, Arms, Trackers, and CMMs
- Easy coordinate system alignment from multiple measurement sources

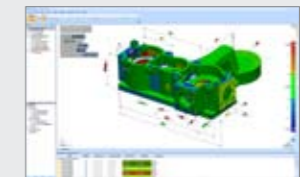
Visit www.rapidform.com for More Details

XOV is the Most **CAD Friendly** Inspection Software



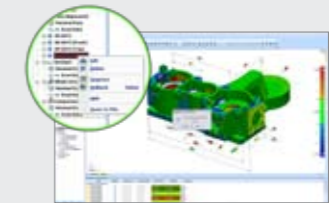
CAD File Friendly

- Opens native files from CATIA V5, Pro/ENGINEER, Siemens NX and SolidWorks
- Dimensions, tolerances and datums are preserved, so you don't have to redefine them
- XOV also opens industry-standard formats like Parasolid, IGS, STP and STL from any CAD software



CAD User Friendly

- Rapidform is the only scanner software that works like parametric CAD, making it easy to add or edit any feature at any time
- If you know how to run CAD, you know how to run XOV



Parametric & History Based

- XOV manages every part of the inspection process just like the history in a parametric CAD model, so repeating an inspection is easy

liveScan™ - Scan and probe directly within XOV

- Collect data and process in one application
- Seamlessly switch between scanner and probe
- Works with leading scanners, arms and trackers

Share Results in 3D

- Colleagues can open XOV files using Free Rapidform EXPLORER software
- Publish web pages with embedded 3D models

Easy Customizable Reporting

- Create inspection reports with data tables and screen shots automatically
- Create templates with your corporate branding
- Save as PDF, PowerPoint and Excel

Automatic Scan Assembly

- XOV's Mesh Buildup Wizard guides you through a 4 step process to assemble multiple scans into one point cloud or mesh

Industry Proven Scan-to-CAD Alignment

- Top manufacturers trust Rapidform to measure thousands of parts everyday
- Choose one button automatic alignment or sophisticated datum, RPS or 3-2-1 alignments

Use Mesh Data as Nominal

- Compare against a good part instead of a CAD model
- XOV intelligently recognizes features in meshes so they behave exactly like CAD models

Smart Dimension & Tolerance Table

- Defining GD&T is much easier than ever through feature-aware smart dimensioning UI.
- XOV automatically sets tolerances for features based on your tolerance table.

In-depth GD&T Support

- ASME Y14.5M-1994 compliant
- Material condition (MMC, LMC)
- Feature patterns
- Simultaneous requirements
- Projected tolerance zone modifiers
- GD&T is imported from Pro/ENGINEER, Siemens NX and CATIA when available

Feature Highlights