

# CyberGage360™ Inspection Report


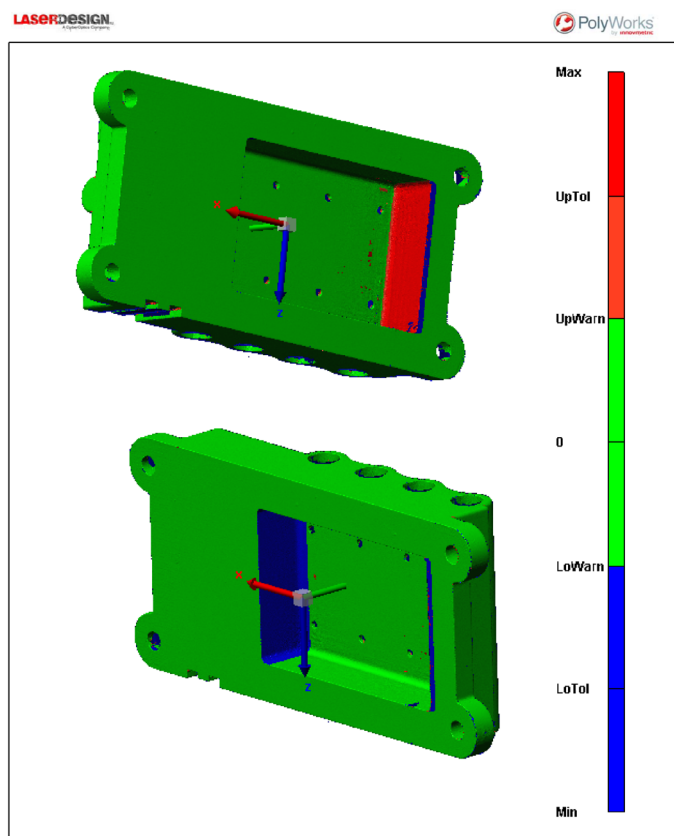

3D SCANNERS

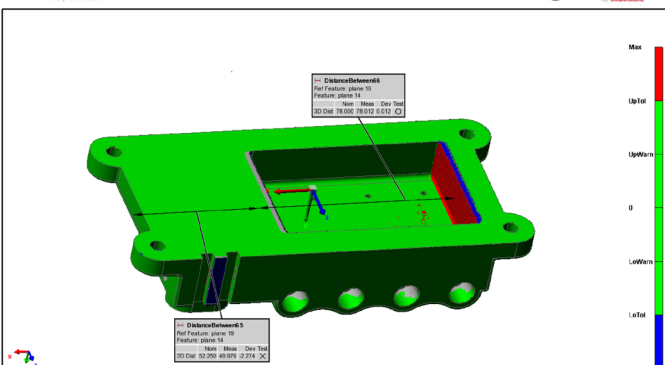
## Automatically Generated Report

The CyberGage360 greatly speeds In-Process Inspection and Incoming/Outgoing Parts Inspections providing a full 360° surface scan and inspection report that compares scan data to CAD models or 'golden examples.' Reported items, such as screen shots and result tables, are automatically updated if the project is altered. Parameters to a project can be modified, and are also updated automatically.

### Example

- The colors are keyed to the tolerances shown in the color scale. They are blended together so it's easy to see where a part may deviate from the acceptable tolerance range, which is shown in green.
- Areas of a part that are out of tolerance are shown in red or blue; red being oversized, and blue being undersized

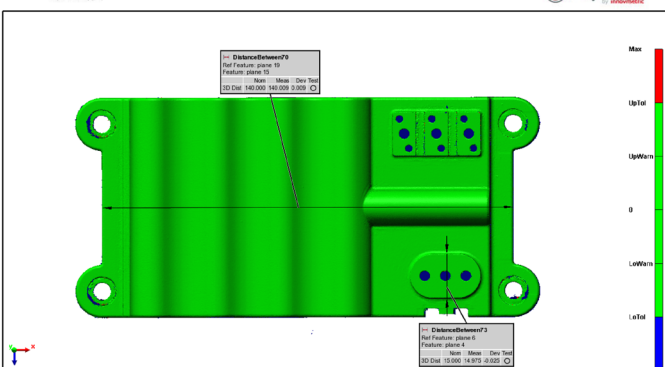




## Feature Table

<b>Units</b>	Millimeters
<b>Coordinate System</b>	world
<b>Data Alignments</b>	drf - A B C

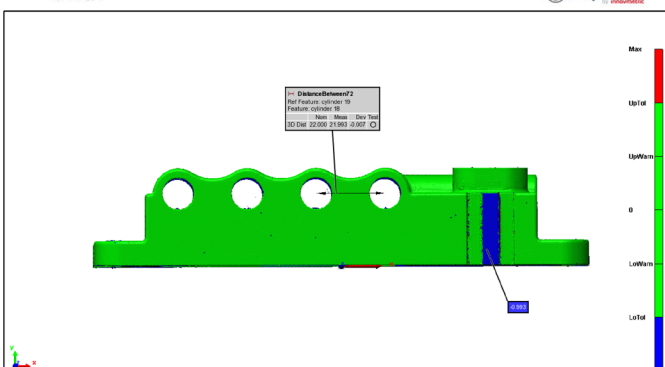
Name	Control	Nom	Meas	Tol	Dev	Test	Out Tol
DistanceBetween65	3D Distance	52.250	49.976	±0.500	-2.274	Fail	-1.774
DistanceBetween66	3D Distance	78.000	78.012	±0.500	0.012	Pass	



## Feature Table

<b>Units</b>	Millimeters
<b>Coordinate System</b>	world
<b>Data Alignments</b>	drf - A B C

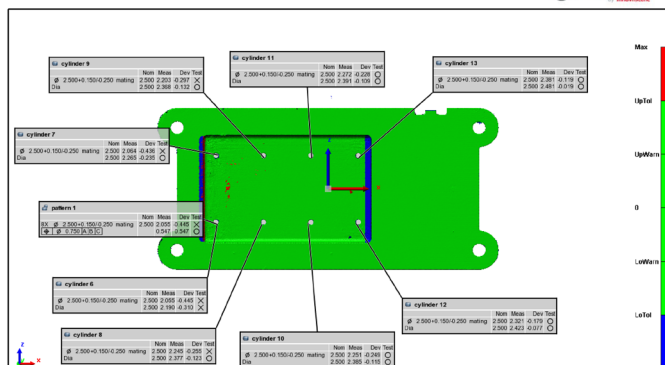
Name	Control	Nom	Meas	Tol	Dev	Test	Out Tol
DistanceBetween70	3D Distance	140.000	140.009	±0.500	0.009	Pass	
DistanceBetween73	3D Distance	15.000	14.975	±0.500	-0.025	Pass	



## Feature Table









Units	Millimeters
Coordinate System	world
Data Alignments	drf - A B C

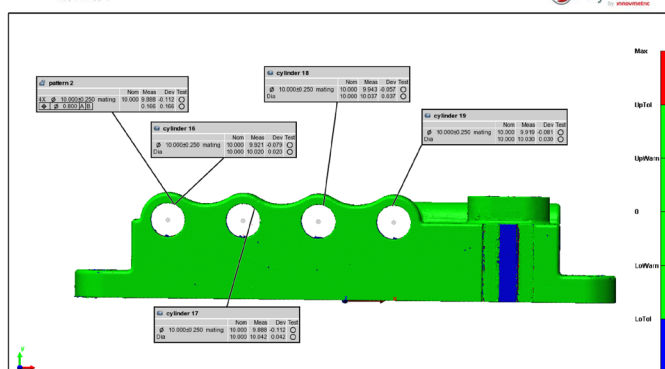
Name	Control	Nom	Meas	Tol	Dev	Test	Out Tol
DistanceBetween72	3D Distance	22.000	21.993	+0.250/-0.500	-0.007	Pass	



## Feature Table










<b>Units</b>	Millimeters
<b>Coordinate System</b>	world
<b>Data Alignments</b>	drf - A B C

Name	Control	Nom	Meas	Tol	Dev	Test	Out Tol
 cylinder 6	∅ 2.500+0.150/-0.250 mating	2.500	2.055	+0.150/-0.250	-0.445	Fail	-0.195
	Diameter	2.500	2.190	+0.150/-0.250	-0.310	Fail	-0.060
 cylinder 7	∅ 2.500+0.150/-0.250 mating	2.500	2.064	+0.150/-0.250	-0.436	Fail	-0.186
	Diameter	2.500	2.265	+0.150/-0.250	-0.235	Pass	
 cylinder 8	∅ 2.500+0.150/-0.250 mating	2.500	2.245	+0.150/-0.250	-0.255	Fail	-0.005
	Diameter	2.500	2.377	+0.150/-0.250	-0.123	Pass	
 cylinder 9	∅ 2.500+0.150/-0.250 mating	2.500	2.203	+0.150/-0.250	-0.297	Fail	-0.047
	Diameter	2.500	2.368	+0.150/-0.250	-0.132	Pass	
 cylinder 10	∅ 2.500+0.150/-0.250 mating	2.500	2.251	+0.150/-0.250	-0.249	Pass	
	Diameter	2.500	2.385	+0.150/-0.250	-0.115	Pass	
 cylinder 11	∅ 2.500+0.150/-0.250 mating	2.500	2.272	+0.150/-0.250	-0.228	Pass	
	Diameter	2.500	2.391	+0.150/-0.250	-0.109	Pass	
 cylinder 12	∅ 2.500+0.150/-0.250 mating	2.500	2.321	+0.150/-0.250	-0.179	Pass	
	Diameter	2.500	2.423	+0.150/-0.250	-0.077	Pass	
 cylinder 13	∅ 2.500+0.150/-0.250 mating	2.500	2.381	+0.150/-0.250	-0.119	Pass	
	Diameter	2.500	2.481	+0.150/-0.250	-0.019	Pass	



## Feature Table

<b>Units</b>	Millimeters
<b>Coordinate System</b>	world
<b>Data Alignments</b>	drf - A B C

Name	Control	Norm	Meas	Tol	Dev	Test	Out Tol
 pattern 2	4X $\varnothing$ 10.00 $\pm$ 0.250 mating	10.000	9.921	$\pm$ 0.250	-0.079	Pass	
	4X $\varnothing$ 10.00 $\pm$ 0.250 mating	10.000	9.888	$\pm$ 0.250	-0.112	Pass	
	4X $\varnothing$ 10.00 $\pm$ 0.250 mating	10.000	9.943	$\pm$ 0.250	-0.057	Pass	
	4X $\varnothing$ 10.00 $\pm$ 0.250 mating	10.000	9.919	$\pm$ 0.250	-0.081	Pass	
	 $\varnothing$ 8.00[A]B		0.166	0.800	0.166	Pass	
	 $\varnothing$ 8.00[A]B		0.142	0.800	0.142	Pass	
	 $\varnothing$ 8.00[A]B		0.149	0.800	0.149	Pass	
 cylinder 16	 $\varnothing$ 8.00[A]B		0.149	0.800	0.149	Pass	
	$\varnothing$ 10.00 $\pm$ 0.250 mating	10.000	9.921	$\pm$ 0.250	-0.079	Pass	
	Diameter	10.000	10.020	$\pm$ 0.250	0.020	Pass	
 cylinder 17	$\varnothing$ 10.00 $\pm$ 0.250 mating	10.000	9.888	$\pm$ 0.250	-0.112	Pass	
	Diameter	10.000	10.042	$\pm$ 0.250	0.042	Pass	
 cylinder 18	$\varnothing$ 10.00 $\pm$ 0.250 mating	10.000	9.943	$\pm$ 0.250	-0.057	Pass	
	Diameter	10.000	10.037	$\pm$ 0.250	0.037	Pass	
 cylinder 19	$\varnothing$ 10.00 $\pm$ 0.250 mating	10.000	9.919	$\pm$ 0.250	-0.081	Pass	
	Diameter	10.000	10.030	$\pm$ 0.250	0.030	Pass	